




# CTX POOL & SPA PUMP

- ✓ High flow and high pressure
- ✓ Saves on operating costs
- ✓ Robust and reliable construction
- ✓ High performance pump



# CTX POOL & SPA PUMP



Modern pools and spas are a sophisticated combination of electronic and mechanical designs that require equipment that can handle the pressure of today's swimming pool demands as well as survive in the hard Australian conditions.



## STRONG PERFORMANCE

With increasing levels of automation and equipment on pools and spas you need a pump that can handle moving water through your pool filter, salt chlorinator, in-floor cleaning systems or multi jet spas.



## OPERATING SAVINGS

While meeting the demands of your equipment the CTX also moves more water, using less power in fewer hours per day. This means lower electricity costs. With the need for less frequent cleaning the CTX-Series pump will save you both time and money.

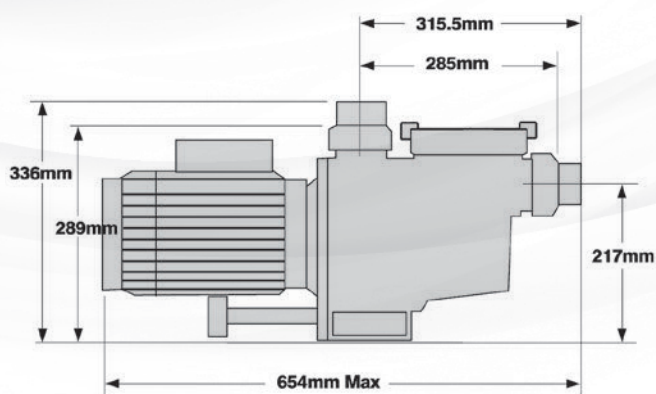


## ROBUST BUILD

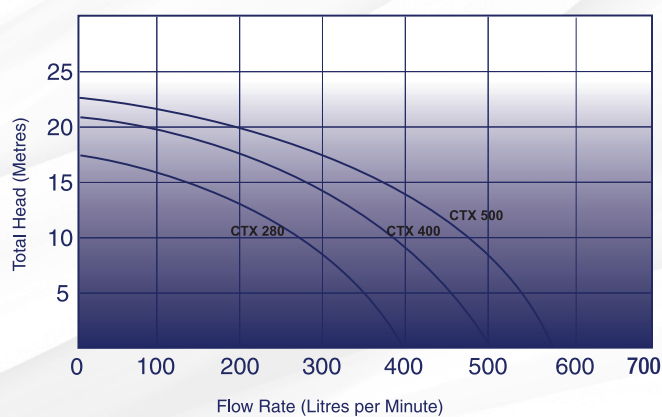
The CTX Series pump has been designed to comfortably meet these needs by delivering a much higher head pressure and overall performance than other pumps. With reliable external protection and high quality components this pump will be reliable in all weather conditions.



## DIMENSIONS



## FLOW CHART



## TECHNICAL INFORMATION

Model	Volts	Phase	Input Watts	Horse Power	Flow Rate Max @ 8 m/h	Full Load Amps
CTX 280	240	Single	1070	1.00	280 lpm	4.5
CTX 400	240	Single	1650	1.50	400 lpm	7.2
CTX 500	240	Single	1900	2.00	500 lpm	8.3



www.astralpool.com.au  
www.astralpool.co.nz



@astralpoolaustralia



@astralpoolaustralia



thecoolpool.com.au

FLUIDRA